



WonderSkills

Reading 1

Basic

Theme
At School

Unit 1

Jack Can

[Go to Warm-up](#)

[Go to Words to Know](#)

[Go to Main Reading](#)

[Go to Comprehension Check](#)

[Go to Comprehension Skill](#)

[Go to Retelling](#)

Warm-up

- The children paint at school.
- What do you do at school?



Word Bank

paint write
read sing



Warm-up

- The children paint at school.
- What do you do at school?



I paint at
school.

Word Bank

paint write
read sing



Warm-up

- The children paint at school.
- What do you do at school?



I write at
school.

Word Bank

paint write
read sing



Warm-up

- The children paint at school.
- What do you do at school?



I read at
school.

Word Bank

paint write
read sing



- The children paint at school.
- What do you do at school?



I sing at
school.

Word Bank

paint write
read sing





My dad is tall.





The sky is high.






Tommy looks **worried**.





I sit on a stool.





Stand up and move
your body.






Jenny is happy
at school.



B. Listen and number the words.



C. Look and match.

1.



2.



3.



4.



happy

worried

high


tall




Genre Realistic Fiction

Jack Can

04




Max and Jack are at school.
Max can draw. Jack can paint.




Read Closer

Who can write?
Circle the answer.




Max is **tall**. He can write on the paper.
Jack is short. He can't write. It's too **high**.






Jack is **worried**, but Nan helps Jack.
She gets a green **stool**.



Read Closer
Who helps Jack?
Circle the answer.

Jack **stands** on the stool.
Now he can write.

Max, Jack, and Nan finish
the job. They're **happy**.

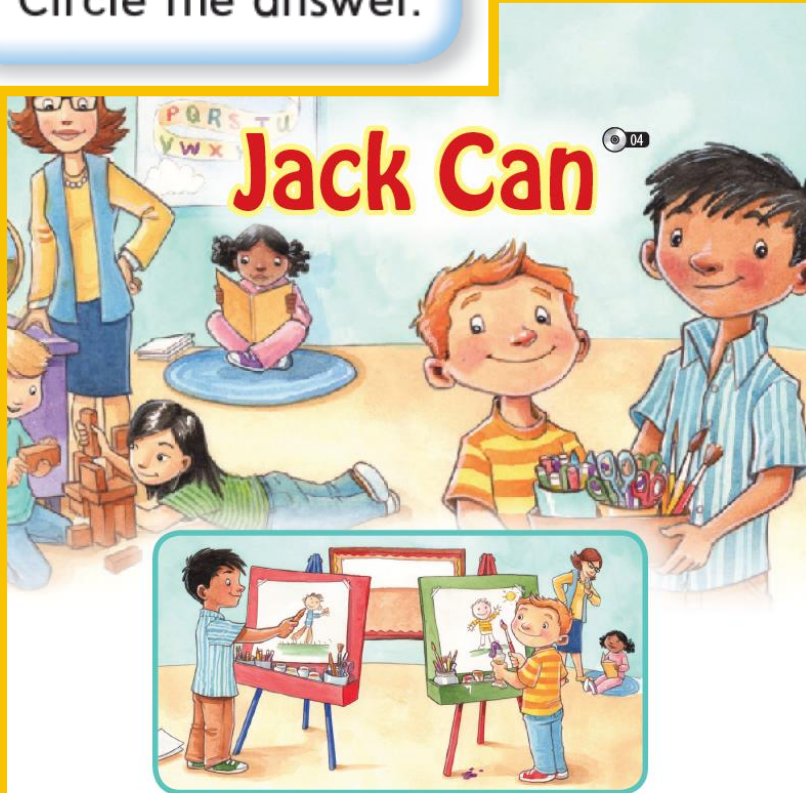


Main Reading



Read Closer

Who can write?
Circle the answer.




Max and Jack are at school.
Max can draw. Jack can paint.



Read Closer

Who can write?
Circle the answer.




Max is tall. He can write on the paper.
Jack is short. He can't write. It's too **high**.



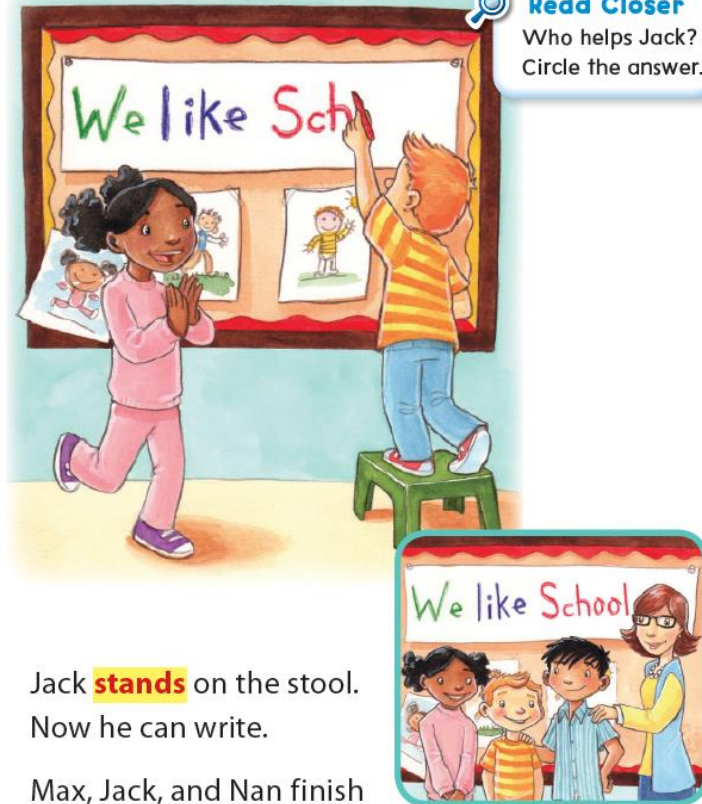
Read Closer

Who helps Jack?
Circle the answer.



Jack is **worried**, but **Nan** helps Jack.
She gets a green **stool**.

Read Closer
Who helps Jack?
Circle the answer.



Jack **stands** on the stool.
Now he can write.

Max, Jack, and Nan finish
the job. They're **happy**.



A. Read, look, and circle.

I. Who is tall?

a



b



A. Read, look, and circle.

2. Who is short?

a



b



A. Read, look, and circle.

3. What can't Jack do?

a



b



B. Read, look, and match.

1. Jack is worried.

2. Nan gets a stool.

3. They're happy.



C. Read, choose, and write.

1. Max is tall. He can write.

2. Jack can't write. The paper is too high.

3. Jack can stand on the stool to write.

~~tall~~

~~stand~~

~~high~~



Complete the chart.

~~worried~~

~~happy~~

~~stool~~

~~short~~

~~write~~

Max is tall. He can write on the paper.
Jack is short. He can't write.

Jack is worried. Nan helps Jack.


Jack stands on the stool. Now he can write.

Max, Jack, and Nan finish the job.
They are happy.



Step 1 Number the pictures in the order of the story.

2




worried

3




stool

1



high


4



stand


Step 2 Retell the story.

The paper is too **high.**



Step 2 Retell the story.

Jack is **worried.**




Step 2 Retell the story.

Nan gets a green stool.





Step 2 Retell the story.

Jack **stands** on the stool.





Step 2 Retell the story.

The paper is too **high**.



Jack is **worried**.

Nan gets a green **stool**.



Jack **stands** on the stool.



WonderSkills

Reading 1

Basic

Good job!
See you next time!

